

Corporate Watch

MODULE 5:

---

# MAPPING INDUSTRIES AND SUPPLY CHAINS

## AIMS OF THIS SECTION

- ▶ To gain an understanding of why it is useful to map a supply chain or industry overview.
- ▶ To gain an understanding of where industry information can be practically gathered from.
- ▶ To understand the complexity of supply chains in a global capitalist system.
- ▶ To know where to find UK Export and Import Licenses.

## WHY IS IT USEFUL TO UNDERSTAND INDUSTRIES AND SUPPLY CHAINS?

- ▶ No company can be viewed in isolation - they are all part of broader capitalist systems.
- ▶ It can be useful for organisers to understand wider industries that companies operate in to make more strategic decisions about how to achieve the change they want.
- ▶ By mapping an industry and its supply chains, it may be possible to identify vulnerabilities and points of leverage.



## INDUSTRY INSIGHT

- ▶ Where do people in the industry hang out?
- ▶ How do they communicate and share news with each other?
- ▶ What are their regular events?
- ▶ Where is research undertaken?
- ▶ Who are the leaders in the field?
- ▶ How are contracts awarded?



## INDUSTRY INSIDERS

- ▶ One of the best things you can do is speak to someone (ideally sympathetic) with experience within an industry.
- ▶ Industry insiders tell outsiders what really goes on behind the scenes, so that they can take advantage of that knowledge.
- ▶ Often different information to that which is publicly shared.





## INDUSTRY EVENTS

- ▶ Attending industry events are one of the best ways to get intelligence about an industry.
- ▶ You may be able to get information on key industry players, trends, companies and individuals.
- ▶ People are there to share information abundantly.



*DSEI arms fair*

## ATTENDING INDUSTRY EVENTS

- ▶ Your aim is to blend in and 'be grey'.
- ▶ Large events are good for anonymity.
- ▶ Smaller events are better for extra access and trust with individuals.





EXAMPLE: CARDIFF ARMS FAIR





## INDUSTRY WEBSITES AND MAGAZINES

- ▶ Nearly every industry will have a trade journal that shares news, events, research etc. These can be a goldmine of information!
- ▶ Similarly, there will be trade websites, forums and newsletters that are worth subscribing to.



## INDUSTRY FOCUSED GROUPS

- ▶ It is always worth talking to people that have been campaigning around an industry long-term.
- ▶ Many industries have groups particularly focused on them e.g. Electronics Watch.



Improving working conditions  
in the global electronics industry



## BUSINESS TO BUSINESS SOURCES

- ▶ Business media
- ▶ Business Databases
- ▶ Directories
- ▶ Market Research
- ▶ Business sources: <https://corporatewatch.org/business-to-business-sources/>
- ▶ Industry sources: <https://corporatewatch.org/sources-industry-bodies/>

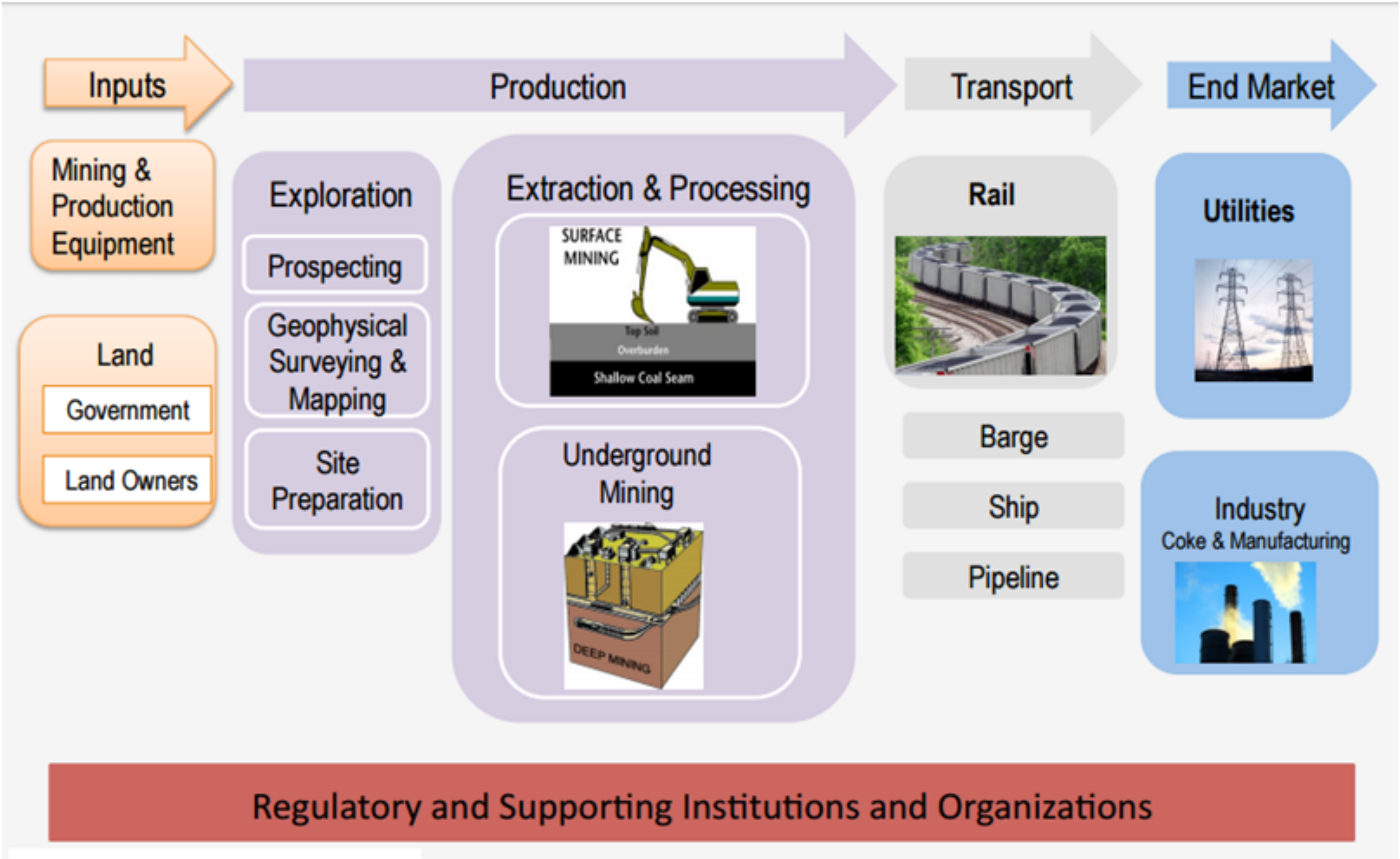
## UNDERSTANDING SUPPLY CHAINS

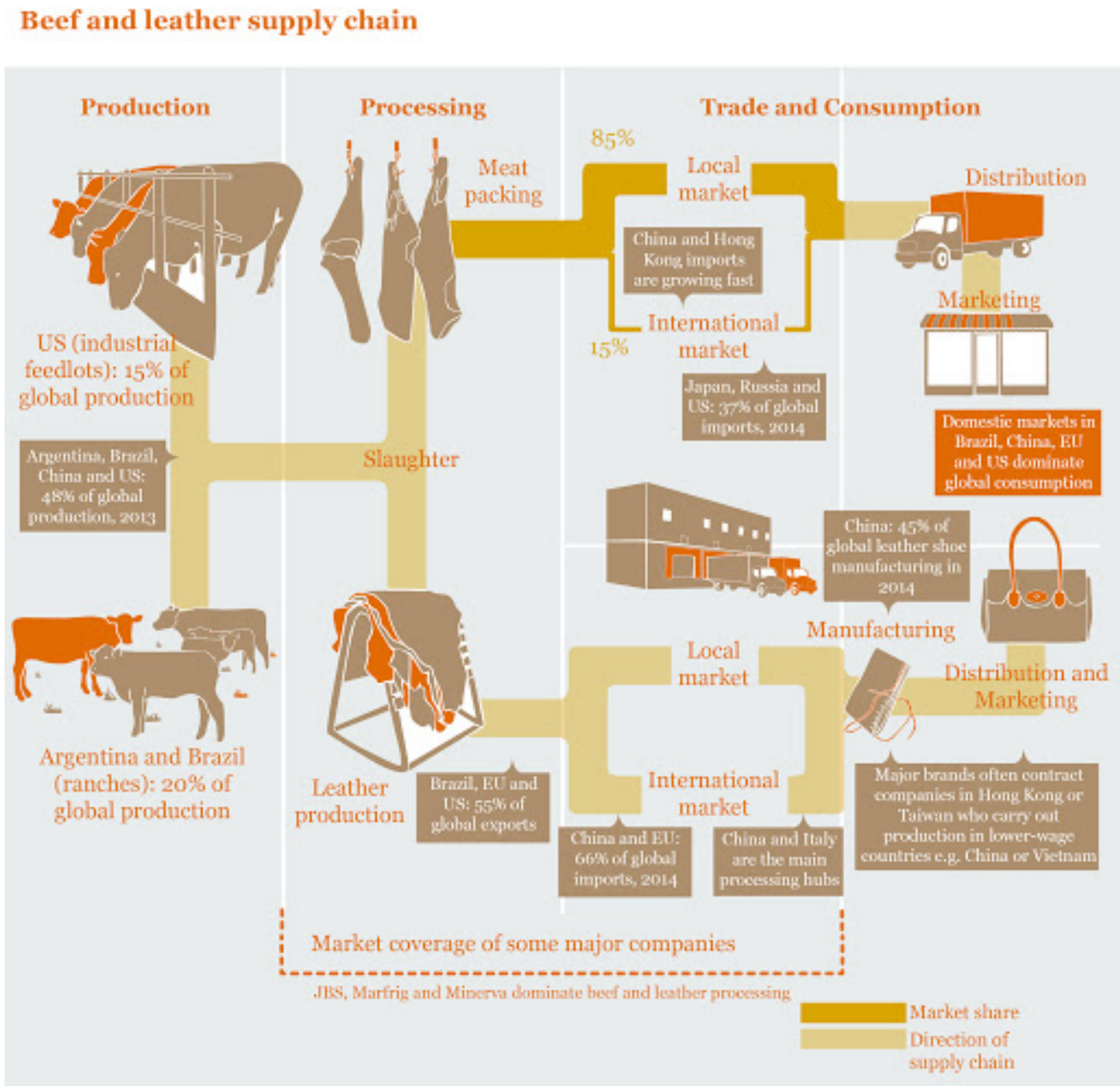
- ▶ A supply chain is a network between a company and its suppliers to produce and distribute a specific product or service.
- ▶ The entities in the supply chain include producers, vendors, warehouses, transportation companies, distribution centres, and retailers.





Coal Mining Industry Value Chain

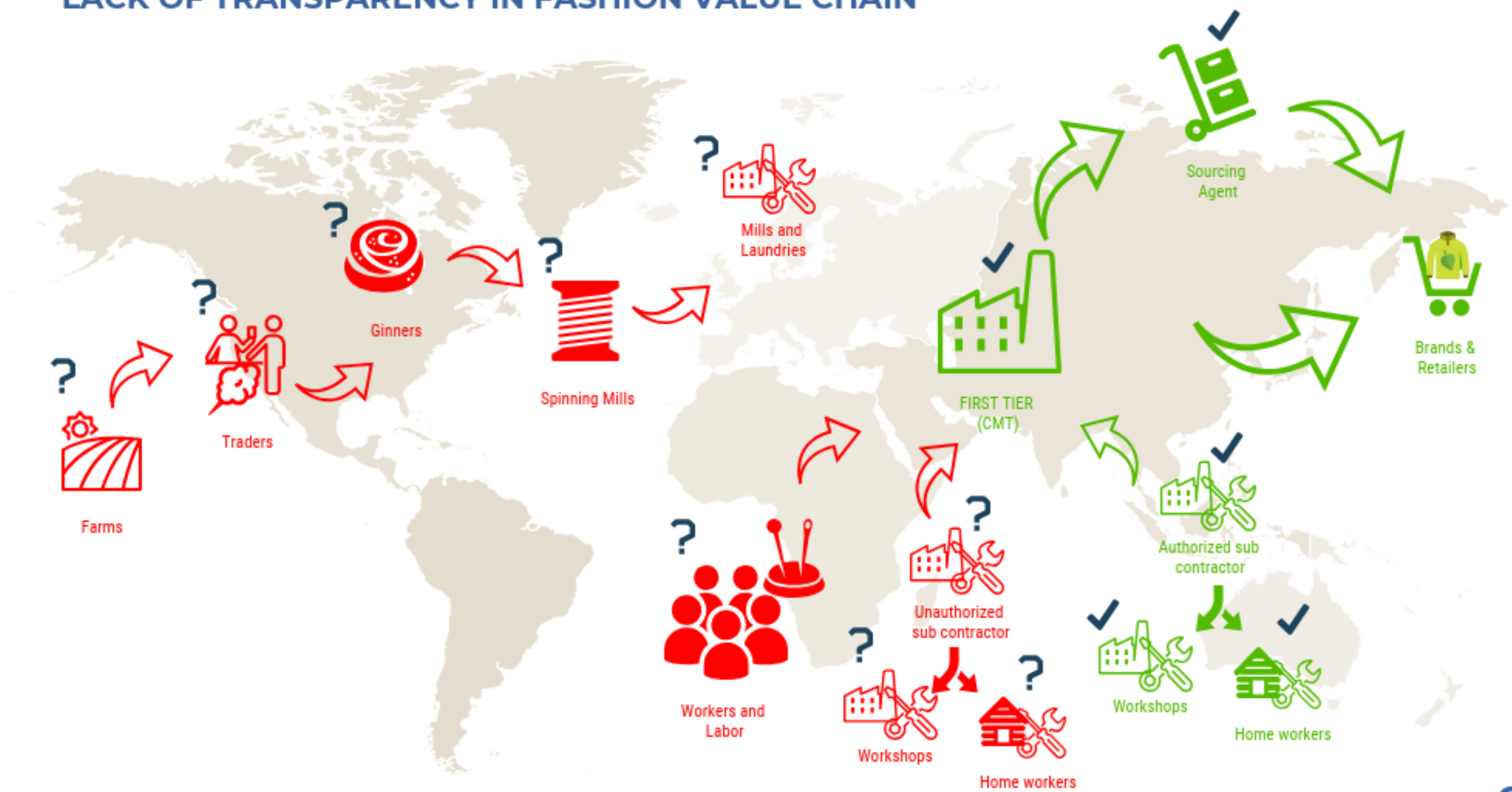




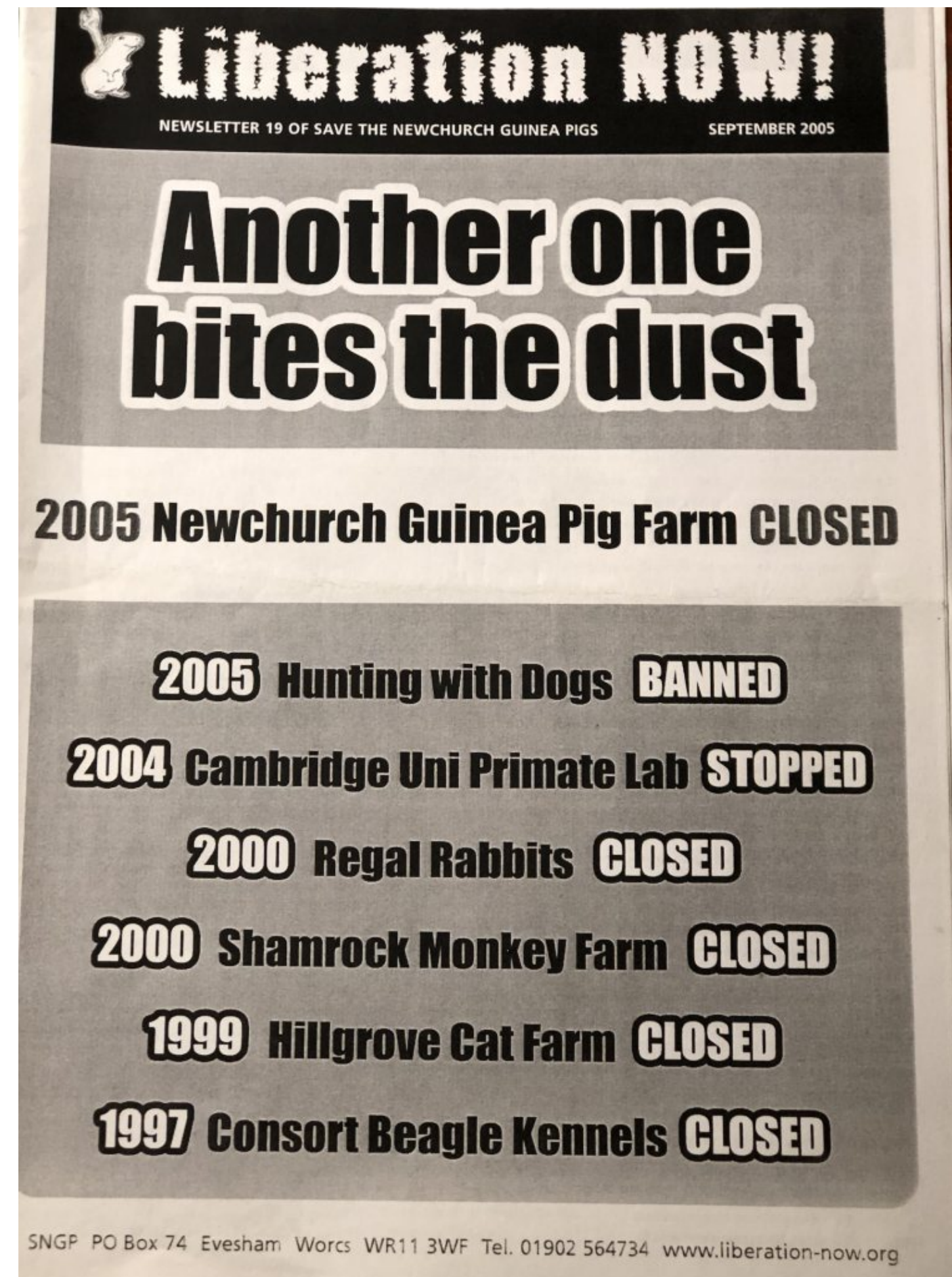
Source: <http://sustainablesmartbusiness.com/useful-report-infographics-on-palm-oil-beef-leather-and-soy-supply-chains/>



LACK OF TRANSPARENCY IN FASHION VALUE CHAIN



## CASE STUDY: LABORATORY ANIMAL BREEDERS





## CASE STUDY: FUR INDUSTRY






# IMPORT AND EXPORT SYSTEMS IN THE UK

► <https://www.uktradeinfo.com>

CONTACT US    SITE MAP    ACCESSIBILITY



HM Revenue  
& Customs

uktradeinfo

Search this site...

Search

Advanced Search

HOME

ABOUT US

STATISTICS

CODES & GUIDES

TRADE TOOLS

INTRASTAT


Trade Statistics

Build your own data tables

Intrastat

ICN

Email Alert Services





Access UK import and export National Statistics, with supporting information and guidance to help you to understand and use the data.

API TESTING - UPDATE

We will soon be ready to test our API feature with users of uktradeinfo.

If you think you may benefit from using an API and would like the opportunity to help us with some tests and provide feedback that will be factored into the final product, then please contact **Iain McCan** for more information or to arrange a session.



 Exports of Mineral fuels to the Netherlands up £218 million (49%) on last month

LATEST STATISTICAL RELEASE



# IMPORT AND EXPORT SYSTEMS IN THE UK

EU Imports: July 2020: Chapter Totals		Statistical Value (£1000)	
Chap	Goods Description	July 2020	Year to Date 2020
1	Live animals	34,403	155,853
2	Meat and edible meat offal	267,705	1,953,667
3	Fish and crustaceans, molluscs and other aquatic invertebrates	47,045	392,246
4	Dairy produce; birds' eggs; natural honey; edible products of animal origin, not elsewhere specified or included	255,390	1,652,516
5	Products of animal origin not elsewhere specified or included	5,907	39,890
6	Live trees and other plants; bulbs, roots and the like; cut flowers and ornamental foliage	83,825	642,786
7	Edible vegetables and certain roots and tubers	164,431	1,599,702
8	Edible fruit and nuts; peel of citrus fruits or melons	146,155	1,274,502
9	Coffee, tea, mate and spices	50,970	319,732
10	Cereals	38,138	290,683
11	Products of the milling industry; malt; starches; inulin; wheat gluten	32,724	199,501
12	Oil seeds and oleaginous fruits; miscellaneous grains, seeds and fruit; industrial or medical plants; straw and fodder	23,408	231,099
13	Lacs; gums, resins and other vegetable saps and extracts	8,510	56,822
14	Vegetable plaiting materials; vegetable products not elsewhere specified or included	887	13,181
15	Animal or vegetable fats and oils and their cleavage products; prepared edible fats; animal or vegetable waxes	102,468	613,081
16	Preparations of meat, fish or crustaceans, molluscs or other aquatic invertebrates	200,348	1,298,073
17	Sugars and sugar confectionery	56,711	354,287
18	Cocoa and cocoa preparations	160,510	985,139
19	Preparations of cereals, flour, starch or milk; pastrycooks' products	286,777	1,901,729
20	Preparations of vegetables, fruit, nuts or other parts of plants	208,845	1,490,110
21	Miscellaneous edible preparations	233,875	1,487,381
22	Beverages, spirits and vinegar	445,611	2,439,735
23	Residues and waste from the food industries; prepared animal fodder	125,436	872,655
24	Tobacco and manufactured tobacco substitutes	61,108	307,547
25	Salt; sulphur; earths and stone; plastering material, lime and cement	42,406	256,421
26	Ores, slag and ash	31,403	319,581
27	Mineral fuels, mineral oils and products of their distillation; bituminous substances; mineral waxes	350,443	2,697,994



# ARMS EXPORT LICENSES

► <https://caat.org.uk/data/exports-uk/>

CAMPAIGN  
AGAINST  
ARMS  
TRADE

Contact us | Site Map

f

Search...

Resources

UK Arms Export Licences

Search UK Arms Export Licences

Country

Worldwide

since

2008

Search

All UK military export licences since data became available in 2008:

£47bn

Popular searches

UK exports to Saudi Arabia since its bombing of Yemen began in March 2015:



# EU ARMS EXPORT LICENSES

► <https://caat.org.uk/data/exports-eu/>

CAMPAIGN  
AGAINST  
ARMS  
TRADE

Contact us | Site Map

FacebookTwitterYouTubeWhatsAppRSS

Search...

HomeAbout CAATIssuesSupport usEventsGet involvedResourcesMediaJoin usAct nowDonateShop

Resources » EU Arms Exports

EU Arms Exports

European Union Arms Exports

DeutschEnglishEspañolFrançais

The EU exports billions of euros' worth of weaponry and other military hardware every year. Below are details of these exports broken down by source and destination country, year, and type of goods.

Click on individual values to filter results.

show/hide introduction

Value of Licensed GoodsValue of Exported GoodsNumber of Licences ApprovedNumber of Licences RefusedFAQ

The value of goods licensed for export by France since 2014 appears artificially high due to a change in French export licensing procedures. Exported goods is a better metric for comparison.

Year	€	Supplier	€	Rating	€	Destination	€
2018	<div></div> 169,057,841,541	<div></div> ML10		<div></div> 322,486,299,615		Saudi Arabia	<div></div> 102,787,288,869